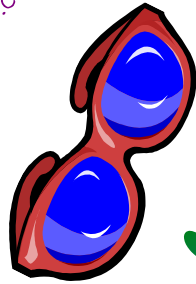



MommyNature.com




# Today's Weather




*Cut top and bottom circles out.  
This pie-shaped slice is the "window":  
cut along green lines to cut this part out.  
Laminate for durability.  
Place this "Today's Weather" circle on top of  
the circle on the second page.  
Use a paper fastener ("brad") to poke  
through the black dot in the middle  
of the circle.*



cloudy



sunny



raining



snowing